










# DON'T RUSH TO FLUSH!

Disposing the wrong items down toilets, sinks and wastewater pipes can result in homeowners incurring expensive plumbing bills to unblock wastewater pipes on their property. Correct disposal also reduces unnecessary damage to Council's wastewater network and the environment.

## How can you help?

Follow the correct disposal methods for these items.

**For more information relating to disposing of waste items or larger quantities of waste items please call 3412 3412.**

ITEM	DISPOSAL METHOD
 Wet wipes	Wrap and place in the rubbish bin.
 Paper towels	Put in the rubbish bin.
 Chemicals (paint, petrol, cleaning products, weed killers)	Provide to a licensed hazardous waste contractor for proper disposal or contact council for information on household chemical drop off days.
 Cooking oil/grease	Small amounts may be placed in a sealed container and put in the rubbish bin.
 Engine oils	Put in a plastic container and take to a local council landfill or transfer station
 Food waste	Install a sink strainer, place in compost bin or feed to chickens or worm farms.
 Nappies, razors, rags, cotton buds etc	Wrap and place in the rubbish bin.
 Newspapers/plastics	Put in the recycling bin ready for council collection.
 Unused medicines	Return to your local pharmacy or contact Council.